



6" DIRECTOR SERIES

DETAILS MATTER

The Director 6" speakers are both powerful and discreet. Their two-way design in four performance levels offers a solution for systems that demand sonic purity in smaller spaces. Sharing technologies with its larger siblings, the 6" speakers will surprise listeners with its detail and impact.

PRODUCT ID



D69



D67



D65



D63



D63DT | SUR



D61DT



D61-6 (6 PACK)



D60-8 (8 PACK)



TOOL-LESS MOUNTING SYSTEM



MULTI-MOTION™ TWEETER



BASS & TREBLE EQ ADJUSTMENT

69 & 67 • Bass & Treble EQ

65 • Treble EQ



DPSD™ TWEETER

6" DIRECTOR SERIES



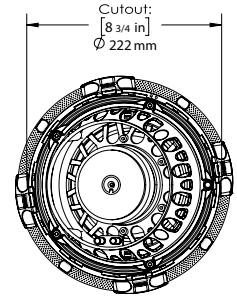
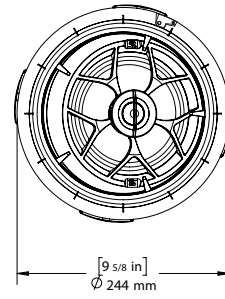
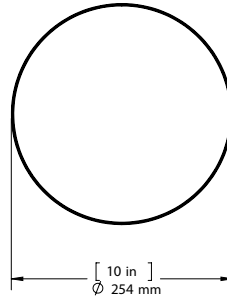
SPECIFICATIONS ALL 6" SERIES

Cutout Diameter 8 3/4" (222mm)

Speaker Diameter 9 5/8" (244mm)

Grille Diameter 10" (254mm)

Grille Depth 3/16" (5mm)



SPECIFICATIONS

D69

D67

D65

SPECIFICATIONS	D69	D67	D65
Part	SCD60900	SCD60700	SCD60500
Tweeter	1" Silk DPSD™MMP®	1" Silk DPSD™ MMP®	1" Silk DPSD™ MMP®
Midrange	N/A	N/A	N/A
Woofer	6 1/2" Kevlar® Pivoting	6 1/2" Glass Fiber Pivoting	6 1/2" IMG Pivoting
Frequency Response	40Hz-20kHz	43Hz-20kHz	45Hz-20kHz
Power Handling	40-150 Watts	40-150 Watts	40-150 Watts
Impedance	6 ohm	6 ohm	6 ohm
Mounting Depth	5 1/4" (134mm)	5 1/4" (134mm)	5 1/4" (134mm)

SPECIFICATIONS

D63

D63DT/SUR

D61DT

SPECIFICATIONS	D63	D63DT/SUR	D61DT
Part	SCD60300	SCD2T60300	SCD2T60100
Tweeter	1" Aluminum MMP®	Dual 1" Aluminum	Dual 1" Silk
Midrange	N/A	N/A	N/A
Woofer	6 1/2" IMG	6 1/2" IMG	6 1/2" Poly/Rubber
Frequency Response	48Hz-20kHz	48Hz-20kHz	48Hz-20kHz
Power Handling	40-150 Watts	40-150 Watts	40-150 Watts
Impedance	6 ohm	6 ohm	6 ohm
Mounting Depth	3 1/2" (89mm)	3 15/16" (101 mm)	4 5/8" (117mm)



6" DIRECTOR SERIES

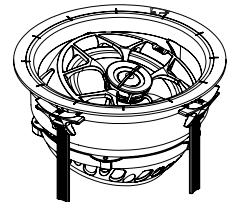
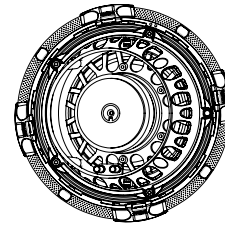
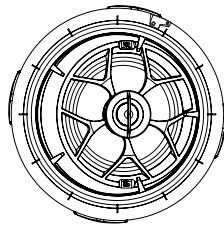
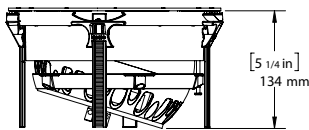
SPECIFICATIONS

D61-6

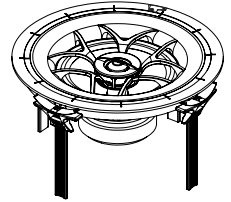
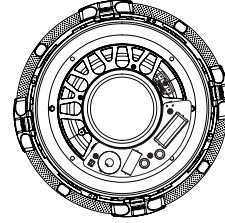
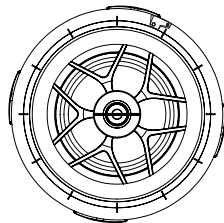
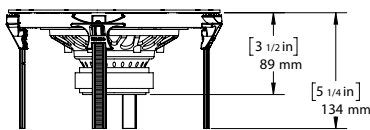
D60-8

Part	SCD60100	SCD60000
Tweeter	1" Silk MMP®	1" Silk Pivoting
Midrange	N/A	N/A
Woofers	6 ½" Poly/Rubber	6 ½" Poly/Rubber
Frequency Response	48Hz-20kHz	50Hz-20kHz
Power Handling	40-150 Watts	40-100 Watts
Impedance	6 ohm	6 ohm
Mounting Depth	3 ½" (89mm)	3 ⅝" (92mm)

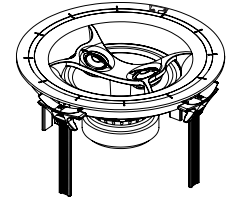
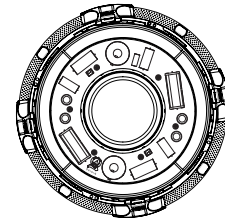
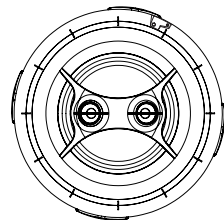
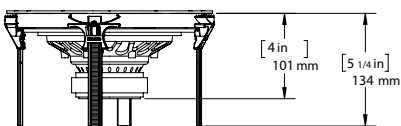
LINE DRAWINGS



D65-D69



D63

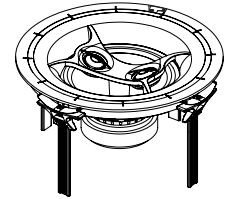
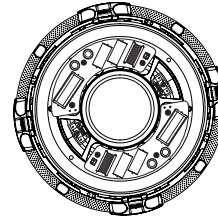
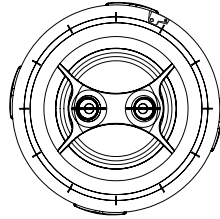
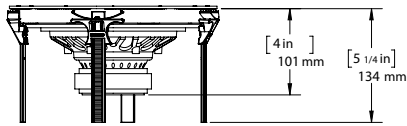


D63DT | SUR

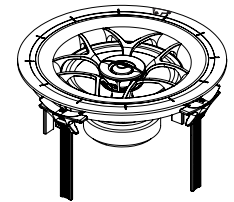
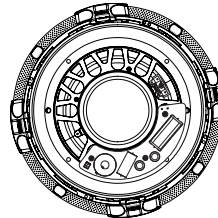
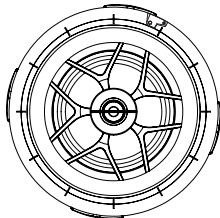
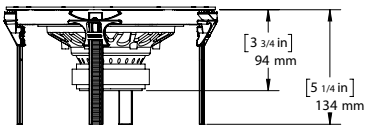


6" DIRECTOR SERIES

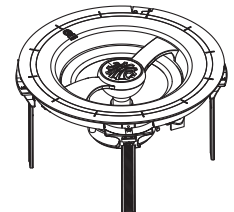
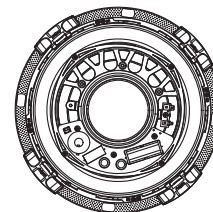
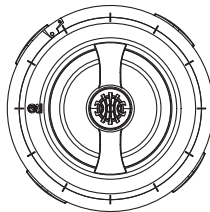
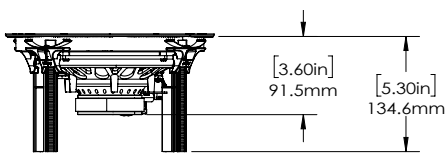
LINE DRAWINGS



D610T



D61-6



D60-8



Please visit docs.originacoustics.com or scan the QR code using your smart device for the most up to date specifications and use instructions for this product. Products may only be purchased through an authorized integration partner.